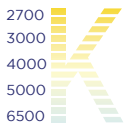


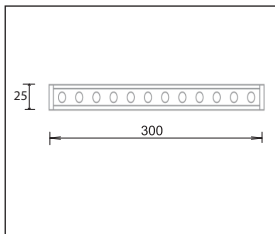
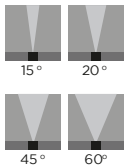
### Geroluxe Code



#### Color Temp.



#### Beam Angle



Ø 300-25-25mm

#### Technical information

Dimension(mm)	Power	Voltage	Finishing Color
300-25-25mm	9W	220-240V	Black / White / Silver

Simple and easy appearance, in line with contemporary aesthetic concept. The product has the structure and appearance design patent. High efficiency constant current driver, ensure the light source is maximum used. can be easily installed in any type of space, to create amazing light effects, The LED is set back to minimize glare. The main body is made of die-cast aluminum that guarantees optimum heat dissipation with single optic lens family in the most popular sizes and beams with excellent color rendering, and Supreme light quality.

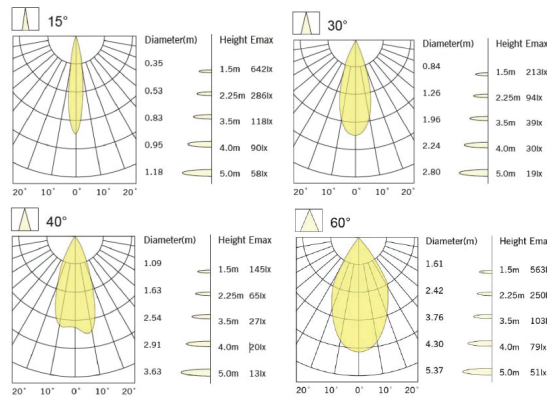
High Lumen Efficacy 115 lm/W - UGR<19

Body - Die cast aluminum housing with solvent free powder coating

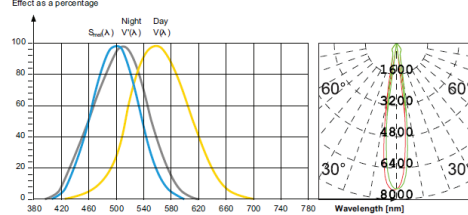
Diffuser - polycarbonate pattern lens

Glowing Wire Test - 850°

Temperature - of=20 °C ~ of max=50 °C



#### Relative spectral perception of brightness and melanopic effect



Explanation of the three curves:  
 V(A) = Perception of brightness, daytime seeing with the cones  
 V(B) = Nighttime seeing with the rods  
 S<sub>m</sub>(A) = Melatonin suppression with the photosensitive ganglion cells



#### Available Accessories



LED life time		Operating time 1,000 h											
Lamp Lumen Maintenance Factor	Lamp Survival Factor	1	10	20	30	40	50	60	70	80	90	100	
L80	50.000 h	LLMF	1	0.96	0.92	0.88	0.84	0.80	0.76	0.72	0.68	0.64	0.60
		LSF	1	1	1	1	1	1	0.99	0.99	0.99	0.99	0.98
L80	100.000 h	LLMF	1	0.98	0.96	0.94	0.92	0.90	0.88	0.86	0.84	0.82	0.80
		LSF	1	1	1	1	1	1	1	0.99	0.99	0.99	0.99



LED

AC220-240V

series wiring



LM-80

