

DOWN LIGHT

Code




Color Temp.



Beam Angle



120°

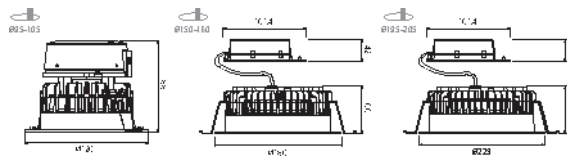
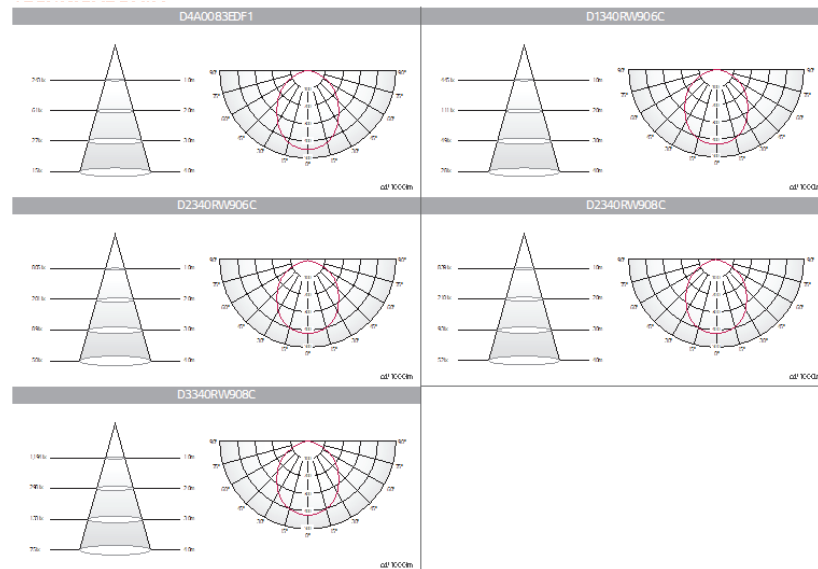


Technical information

Dimension(mm)	Power	Voltage	Finishing Color
18" x 6"	11.5 W	220-240V	Black / White / Silver

KEY FEATURES

- Achieves energy savings of up to 46%
- Slim and minimal design for seamless ceiling
- Reduced glare thanks to cut-off trim
- IP44 for damp locations
- 0-10V dimming, with further dimming options such as motion sensor, ZigBee/DALI protocol



Model Number	Inch	Power Consumption	Luminous Flux	Efficacy	Color Temperature	Beam Angle	CRI	UGR	IP	Glow Wire Test	Power Factor	Lifetime	Storage Temperature	Operating Temperature	Input Voltage	Input Frequency	Dimensions	Weight	Dimmable	Certification
D4A0081EDF1	4	8	520	65	3000	100	82	25	44	850	>0.85	50,000	-20-80	-20-50	100-240	50/60	Ø120 x 88	0.4	Yes (0-10V)	CE ENEC
D4A0083EDF1			540	68	4000															
D4A0085EDF1			560	70	5000															
D1330RW906C ✓	6	11.5	1,000	87	3000	100	82	25	44	850	>0.9	50,000	-20-70	-20-40	100-240	50/60	Ø180 x 66	0.8	Yes (0-10V) *optional DALI ZigBee	CE ENEC
D1340RW906C ✓			1,050	91	4000															
D1350RW906C			1,070	93	5000															
D2330RW906C ✓			1,800	82	3000															
D2340RW906C ✓			1,900	86	4000															
D2350RW906C	2,000	91	5000																	
D2330RW908C ✓	8	22	1,900	86	3000	100	82	26	44	850	>0.9	50,000	-20-70	-20-40	100-240	50/60	Ø223 x 85	1.2	Yes (0-10V) *optional DALI ZigBee	CE ENEC
D2340RW908C ✓			2,000	91	4000															
D2350RW908C			2,050	93	5000															
D3330RW908C ✓			2,800	82	3000															
D3340RW908C ✓			2,850	84	4000															
D3350RW908C	2,950	87	5000																	

