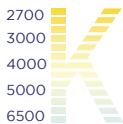



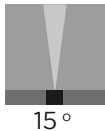
### Geroluxe Code



#### Color Temp.



#### Beam Angle



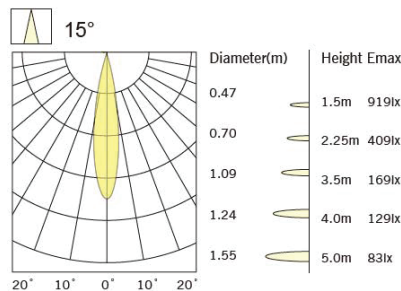
158-50-42mm

#### Technical information

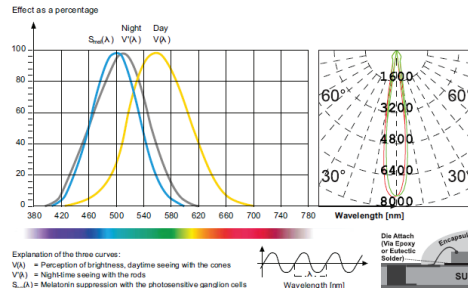
Dimension(mm)	Power	Voltage	Finishing Color
158-50-42mm	12W	220-240V	Black / White / Silver

Simple and easy appearance, in line with contemporary aesthetic concept. The product has the structure and appearance design patent. High efficiency constant current driver, ensure the light source is maximum used. can be easily installed in any type of space, to create amazing light effects, The LED is set back to minimize glare. The main body is made of die-cast aluminum that guarantees optimum heat dissipation with single optic lens family in the most popular sizes and beams with excellent color rendering, and Supreme light quality.

High Lumen Efficacy 960-1080 lm/W - UGR<19  
 Body - Die cast aluminum housing with solvent free powder coating  
 Diffuser -polycarbonate pattern lens  
 Glowing Wire Test - 850°  
 Temperature - of=20 °C ~ of max=50 °



#### Relative spectral perception of brightness and melanopic effect



Available Accessories



LED life time			Operating time 1.000 h										
Lamp Lumen Maintenance Factor			1	10	20	30	40	50	60	70	80	90	100
Lamp Survival Factor			1	1	1	1	1	1	1	1	0.99	0.99	0.99
L80	50.000 h	LLMF	1	0.96	0.92	0.88	0.84	0.80	0.76	0.72	0.68	0.64	0.60
		LSF	1	1	1	1	1	1	0.99	0.99	0.99	0.99	0.98
L80	100.000 h	LLMF	1	0.98	0.96	0.94	0.92	0.90	0.88	0.86	0.84	0.82	0.80
		LSF	1	1	1	1	1	1	1	0.99	0.99	0.99	0.99

