
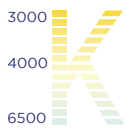


Code



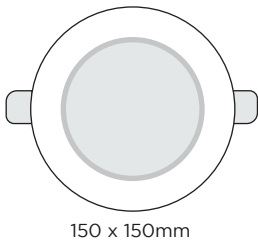
Color Temp.



Beam Angle



Technical Drawing



Technical Specifications

Dimension(mm)	Power	Voltage	Finishing
150 x 150mm	18W	220V - 240V	White/Black/Grey

Specifications

Power : 18W
 Power Factor : 0.5
 Lumen : 1620 / 1710 / 1710
 (lm/W) : 90 / 95 / 95
 Beam Angle : 100°
 CRI : >80
 Input Current : 175mA
 CCT : 3000K / 4000K / 6500K
 Life Time (hrs) L70 : 20000

Technical Specifications

CRI : ≥80
 Colour Consistency (SDCM) : 6
 Dimmable : No
 Housing Colour : White, Black, Grey
 IP : IP20
 IK : IK02
 Driver Integrated (Yes/No) : Yes
 Glow Wire Test : 650°C
 Driver Failure Rate : 1% at 5000h
 Weight (kg/pc) : 0.072/0.12/0.137/0.201/0.321

Electrical Supply

Frequency (Hz) : 50/60
 Voltage (V) : 220-240
 AC/DC : AC

Mechanical Properties

Housing Material : Aluminium
 Optical Material : PC

Application Conditions

Operating Temperature : -25-50°C
 Application Temperature : 25°C
 Storage Environment : -25-50°C

Features

Metal Texture
 Tunable White
 Eye Care

